

# Sequencing Without Words

## Book 1

Written and illustrated by  
Peter Rigg

## Contents

Page	Title
1.	Digger
2.	The Race
3.	Big Dipper
4.	The Swing
5.	Frisbee
6.	The Chase
7.	New Hairstyle
8.	Bin Day
9.	Postman
10.	Bedtime
11.	Downhill
12.	Harvest Time
13.	The Balloon
14.	Feed the Birds
15.	The Artist
16.	Fetch!
17.	Butterfly
18.	The Rapids
19.	Judo
20.	Hungry Dog
21.	The Learner
22.	Chips
23.	Whoops!
24.	The Selfie

No part of this publication may be reproduced in any form other than by the original purchaser. Only direct copies from this master are permitted. No sale of these copies is permitted. No copyright rights are extended or implied to secondary users.

ISBN 978 1 841983875

© Learning Materials Ltd 2015

Published by Learning Materials Ltd, Dixon Street, Wolverhampton, WV2 2BX

[www.learningmaterials.co.uk](http://www.learningmaterials.co.uk)

Tel: 01902 454026 Fax: 01902 457596

e-mail: [info@learningmaterials.co.uk](mailto:info@learningmaterials.co.uk)

# Sequencing Without Words

## Book 2

Written and illustrated by  
Peter Rigg

## Contents

Page	Title
1.	The Tide
2.	Mowing the Grass
3.	Tree Bridge
4.	Netball
5.	Rounders
6.	Firewood
7.	The Queen
8.	The Patient Neighbour
9.	Bullseye!
10.	The Skimmer
11.	Wrestlers
12.	Fashion Show
13.	Bricklayer
14.	The Cyclist
15.	Washing Line
16.	Pass and Shoot
17.	In the Sahara
18.	The Leap
19.	The Unwanted Prize
20.	Ready, Steady, Go!
21.	Knights of Old
22.	The Chance Meeting
23.	Cricket
24.	The Railway

No part of this publication may be reproduced in any form other than by the original purchaser. Only direct photocopies from this master are permitted. No sale of these photocopies is permitted. No copyright rights are extended or implied to secondary users.

ISBN 978 1 841983882

© Learning Materials Ltd 2015

Published by Learning Materials Ltd, Dixon Street, Wolverhampton, WV2 2BX

[www.learningmaterials.co.uk](http://www.learningmaterials.co.uk)

Tel: 01902 454026 Fax: 01902 457596

e-mail: [info@learningmaterials.co.uk](mailto:info@learningmaterials.co.uk)

# Sequencing Without Words

## Book 3

Written and illustrated by  
Peter Rigg

## Contents

Page	Title
1.	Lifting Weights
2.	A Glass of Milk
3.	The Flying Trapeze
4.	Ouch!
5.	The Farmer
6.	The Concert Pianist
7.	Stop! Thief!
8.	The Zebra Crossing
9.	Figure Skater
10.	The New outfit
11.	Where is it?
12.	Overflow
13.	Vanishing Sausages
14.	The Tablet
15.	A Naughty Robot
16.	The Cake
17.	Jack and the Beanstalk
18.	The New Hat
19.	Snorkel
20.	Daredevil
21.	Smash!
22.	Mudlarks
23.	Bad Planning
24.	A Late Sock

No part of this publication may be reproduced in any form other than by the original purchaser. Only direct photocopies from this master are permitted. No sale of these photocopies is permitted. No copyright rights are extended or implied to secondary users.

ISBN 978 1 841983899

© Learning Materials Ltd 2015

Published by Learning Materials Ltd, Dixon Street, Wolverhampton, WV2 2BX

[www.learningmaterials.co.uk](http://www.learningmaterials.co.uk)

Tel: 01902 454026 Fax: 01902 457596

e-mail: [info@learningmaterials.co.uk](mailto:info@learningmaterials.co.uk)

# Sequencing Without Words

## Book 4

Written and illustrated by  
Peter Rigg

## Contents

Page	Title
1.	Acrobats
2.	Ice Cream
3.	The Drinks Can
4.	The Airport
5.	Splash!
6.	The Railway Station
7.	A Sticky Situation
8.	A Beautiful Dive
9.	Wrong Place
10.	Shipyards
11.	Jump!
12.	Octopus to the Rescue
13.	The Rowing Boat
14.	The Dragon
15.	Pancake Day
16.	Crash Landing
17.	Ballerina
18.	Sea Voyage
19.	Girder
20.	Snowman
21.	Skier
22.	Blasting
23.	Alien
24.	The Broken Wall

No part of this publication may be reproduced in any form other than by the original purchaser. Only direct photocopies from this master are permitted. No sale of these photocopies is permitted. No copyright rights are extended or implied to secondary users.

ISBN 978 1 841983905


© Learning Materials Ltd 2015



Published by Learning Materials Ltd, Dixon Street, Wolverhampton, WV2 2BX


[www.learningmaterials.co.uk](http://www.learningmaterials.co.uk)

Tel: 01902 454026 Fax: 01902 457596

e-mail: [info@learningmaterials.co.uk](mailto:info@learningmaterials.co.uk)










# Book 4 sample

# Wrong Place





# Teachers' Notes

## Sequencing Without Words

### **DESCRIPTION**

Each exercise comprises a number of lively and humorous black and white drawings, presenting a story in pictures in a random order without any accompanying words. Pupils are called upon to arrange the pictures so that they tell a story. The exercises range from those asking which of two pictures comes first, to more complex stories in up to six pictures.

### **STUDENTS WHO CAN BENEFIT**

For use mainly with lower and upper Key Stage 2 pupils, Sequencing Without Words is also of benefit to younger or older children and fits a range of abilities. Being wordless, these materials can stimulate inference and comprehension in children who have difficulty in reading and writing, while more able pupils can find in them a positive invitation to write.

### **HOW TO USE**

Take an individual child or a small group. The pupils can be asked to complete the exercise individually or working with a classmate.

The exercise of your choice should be photocopied and a copy given to each pupil or pair of pupils.

First of all, introduce the exercise and talk with the children about the pictures. Ask them if they show a story, or not, and encourage them to explain their thinking.

Then ask the children to cut out the pictures and to say what they believe is happening in each separate picture. Set your pupils the task of arranging the pictures in an order which makes narrative sense, asking them to identify a possible beginning, middle and end of the story. Ask them to tell the story shown in the pictures, perhaps using adverbs such as 'first of all', 'before', 'after', 'afterwards', 'then', 'next', and 'in the end'.

Having completed the exercise, the children can stick the pictures into their literacy books. Depending on the children's ability, you can invite them to write the story, perhaps introducing sequential structure to their sentences, for example by using fronted adverbials. The exercises can be incorporated into a programme of work which includes guided reading.

### **QUESTIONS FOR PUPILS**

What is happening in this picture, and this one?

What do you think led up to this picture?

What is going to happen next?

Can you explain why one event occurs before or after another?

This story is shown in pictures. How might you tell it in words?

### **EDUCATIONAL OBJECTIVES**

Sequencing Without Words can help children create a coherent account and to approach problems patiently and logically in both literacy and numeracy lessons, thus working towards a vital performance outcome. The exercises invite pupils to infer and communicate meaning in the pictures, thus developing the capacity to follow or to compose a narrative, as well as helping with comprehension skills.