



Section 7

Adding and subtracting 1 or 2



1. Write the number that is 1 more than:

- a) 2
- c) 0
- e) 9
- g) 8
- i) 1
- b) 5
- d) 7
- f) 3
- h) 6
- j) 4

2. Write the number that is 1 less than:

- a) 8
- b) 4
- c) 7
- d) 5
- e) 9
- f) 6



3. How many objects if there were two objects fewer?

a)

b)

c)

d)

4. Write the number that is 2 more than:

- a) 5
- b) 1
- c) 3
- d) 7
- e) 8
- f) 4

5. Write the numbers that are one before and one after these numbers.

- a) 7
- b) 3
- c) 9
- d) 5

6. Write the numbers that are two before and two after these numbers.

- a) 6
- b) 4
- c) 5
- d) 8



Section 7

Adding and subtracting 1, 2 or 10

1. Write the **next** number **after** each of these numbers:

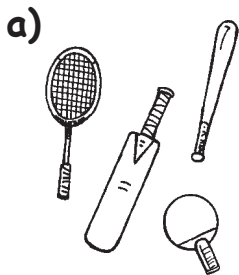
- a) 8 b) 10 c) 13 d) 17 e) 7


2. Which number is two **less** than these numbers?

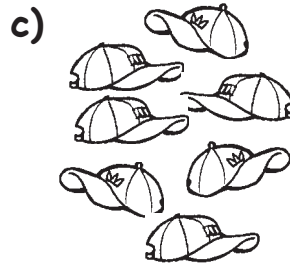
- a) 17 b) 13 c) 20 d) 16 e) 11 f) 19



3. Write **how many** objects there would be if there were ten **more**.











4. Write the number that is 10 **less** than:

- a) 11 b) 17 c) 15 d) 19 e) 16 f) 20

5. Write the numbers that are 1 **less** and 2 **more** than:

- a) 9 b) 19 c) 14 d) 15

6. Write the numbers that are two **before** and one **after** these numbers:

- a) 9 c) 19 e) 14 g) 15
 b) 12 d) 16 f) 11 h) 18

Section 7


Adding and subtracting 1, 2 or 10

1. Write the numbers that are 1 less and 2 more than:

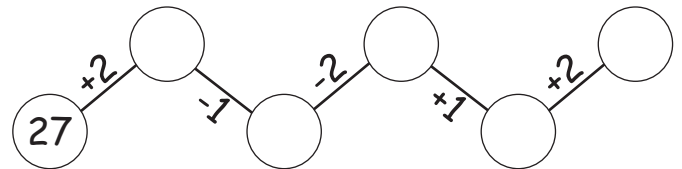
- a) 26 c) 30 e) 34 g) 43
- b) 57 d) 49 f) 22 h) 60

2. Underline the number that is two less than the number in the box.
Circle the number that is one more.

- a) 71
72 70 69 73 68
- b) 65
60 64 65 63 66
- c) 82
80 81 84 79 83
- d) 76
75 77 73 74 78



3. Write the missing numbers in this chain.



4. Which number is 10 before each of these numbers?

- a) 29 c) 42 e) 81 g) 75 i) 97
-
- b) 53 d) 64 f) 23 h) 34 j) 16
-



5. Write the number that is ten after the number shown.

- a) 38 c) 85 e) 18 g) 90
- b) 56 d) 74 f) 61 h) 46

Catching Up in Maths

Unit 1 - Numbers and the number system - Book A

INTRODUCTION

About the series

General Information

The resource sheets in **Catching Up in Maths** are intended for pupils who have special educational needs in mathematics and who are performing below the expected level for pupils of their age. Each unit has three pdf CDs (A, B, C) which are split into sections and are incremental in difficulty ranging between NC Mathematics levels 1 and 4. The structure, the title and the NC level of each CD is summarised on the chart below.

PDF CD	Unit 1 Numbers and the number system			Unit 2 Calculations			Unit 3 Solving problems			Unit 4 Money and measurement			Unit 5 Shape, space and handling data		
	A	B	C	A	B	C	A	B	C	A	B	C	A	B	C
NC Maths level	1-2	2-3	3-4	1-2	2-3	3-4	1-2	2-3	3-4	1-2	2-3	3-4	1-2	2-3	3-4

Although the content of each CD draws heavily on the learning objectives of the primary National Numeracy Strategy, the presentation of the text and the illustrations is more in keeping with the kinds of layout familiar to KS3 pupils.

The series consists of five units:

- Numbers and the number system
- Calculations
- Solving problems
- Money and measurement
- Shape, space and handling data

Each CD contains eight sections with answers and a pupils' record sheet which also highlights the hoped for learning outcomes for each resource sheet. Pupils should first attempt to work out the answers to all questions either mentally or mentally with jottings. Only if these methods prove unsuccessful should a full pencil and paper approach be adopted. Pocket calculators should only be allowed for checking answers and not as part of the calculation process itself. Important mathematical vocabulary on the resource sheets is highlighted in bold. Pupils should fully understand the meanings of these words before starting work on a sheet.

Each of the three resource sheets in a section is at a different level of difficulty.

The Warm up sheet in this CD is for pupils working towards NC level 1.

The Race Ahead sheet in this CD is for pupils working towards NC level 2.

The Tough challenge sheet is for pupils working at NC level 2.

The Tough challenge sheet can also be used as an assessment sheet to help you find out if a pupil has reached NC level 2 in the particular topic area covered by that section of the CD.

All worksheets are suitable for either classroom use or as a follow-up homework activity. The section headings and resource sheet titles listed on the first page give a reasonably clear idea of the learning objectives for each sheet. These objectives are compatible with those given in the 'Framework for teaching mathematics from Reception to year 6' published by the DfEE.

Pupil's Record Sheet/Learning Outcomes

A record of an individual pupil's results can be made by photocopying the Pupil's Record Sheet to be found on page 29. The Record Sheet also provides guidance on the intended learning outcomes of each resource sheet. These learning outcomes may be useful when planning your programme of work in mathematics.

Teacher's Notes

Brief teacher's notes can be found on the page 27 & 28 of the CD. These complement the resource sheets and contain some suggestions for additional reinforcement activities.

ISBN 978 1 84198 176 5

© Learning Materials Ltd 2005

Published by Learning Materials Ltd, Dixon Street, Wolverhampton, WV2 2BX

www.learningmaterials.co.uk

Tel: 01902 454026 Fax: 01902 457596

e-mail: learning.materials@btinternet.com

No part of this publication may be reproduced in any form other than by the original purchaser. Only direct copies from this master are permitted. No sale of these copies is permitted. No copyright rights are extended or implied to secondary users.

Catching Up in Maths

Unit 1 - Numbers and the number system

Book A

William Hartley

Illustrated by Chris Hahner

Contents

Section 1 - COUNTING, NAMING AND WRITING NUMBERS	
Counting, naming and writing numbers up to 10	1
Counting, naming and writing numbers up to 20	2
Counting, naming and writing numbers up to 100 (level 2 assessment sheet)	3
Section 2 - COUNTING EVERYDAY OBJECTS	
Counting groups up to 10	4
Counting groups up to 20	5
Counting groups up to 100 (level 2 assessment sheet)	6
Section 3 - COUNTING IN 2s, 3s, 5s AND 10s	
Counting in 2s (to 20) and 10s (to 100)	7
Counting in 2s, 3s, 5s and 10s (to 10th multiple)	8
Counting in 2s, 3s, 5s and 10s (to 100) (level 2 assessment sheet)	9
Section 4 - ODDS AND EVENS	
Odds and evens from 1 to 10	10
Odds and evens from 1 to 20	11
Odds and evens from 1 to 50 (level 2 assessment sheet)	12
Section 5 - COMPARING NUMBERS	
Comparing numbers up to 10	13
Comparing numbers up to 20	14
Comparing numbers up to 100 (level 2 assessment sheet)	15
Section 6 - ORDERING NUMBERS	
Ordering numbers from 0 to 10	16
Ordering numbers from 0 to 20	17
Ordering numbers from 0 to 100 (level 2 assessment sheet)	18
Section 7 - A FEW MORE OR A FEW LESS	
Adding and subtracting 1 or 2	19
Adding and subtracting 1, 2 or 10	20
Adding and subtracting 1, 2 or 10 (level 2 assessment sheet)	21
Section 8 - ESTIMATING AND CHECKING	
Estimating amounts from 0 to 10	22
Estimating amounts from 0 to 20	23
Estimating amounts from 0 to 100 (level 2 assessment sheet)	24
Answers	25, 26
Teacher's Notes	27, 28
Pupil's Record Sheet/Learning Outcomes	29
Introduction	30